

'Meet the Teacher'  
meeting

Starlings and  
Curlews Class

**Welcome back to school...**

We are going to have a lot of fun this year!

# Meet the Team...



Mrs Tetchner



Mrs Milligan

## Our Class

In the classroom we share and respect each other.  
We will always be kind and good listeners.  
We will learn how to model good manners and behaviours.  
We will always try our best...Mostly, we will be having fun!



Photo courtesy of iStockphoto.com



The day...

Worship Maths Phonics  
Guided Reading English  
From 08.45 – 12.00

Science Topic  
Computing PE RE  
Swimming/Forest School  
From 13.00 – 15.15



# The School Week

Silverdale St John's C of E Primary School

Starlings and Curlews Class Timetable 2023-2024

Day	8:45 - 8.55	8.55- 9:15	9:15- 10:15	10:15 - 10:30	10:30-11	11-12:00	12:00 -1:00	1:00-2:00	2:00 -2:15	2:15-3	3-3.15
Monday	Register	Worship in the Hall	Maths	Break time	Phonics/ Guided Reading	English CLLD	Lunch time	Science	Break time	Handwriting	Story and Song
Tuesday	Register	Worship Prayer and Praise	Maths	Break time	Phonics/ Guided Reading	English CLLD	Lunch time	RE	Break time	PSED	Story and Song
Wednesday	Register	Class Worship	Maths	Break time	Phonics/ Guided Reading	English CLLD	Lunch time	EYFS – PE/PD Y1 - Swimming	Break time	Art/DT/ EAD	Story and Song
Thursday	Register	Worship in Church	Maths	Break time	Phonics/ Guided Reading	English CLLD	Lunch time	PE/PD	Break time	Computing	Story and Song
Friday	Register	Family worship	Maths	Break time	Phonics/ Guided Reading	English CLLD	Lunch time	History/ Geography KUW	Break time	Music/EAD	Story and Song

# Phonics

Teach Phases 1-5

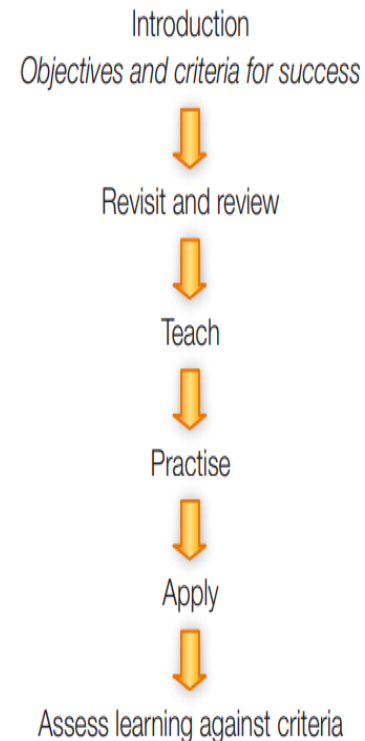
Teaching of segmenting and blending sounds for reading and spelling.

Handwriting Patters.



Photo courtesy of @flickr.com - granted under creative commons licence - attribution

## Sequence of teaching in a discrete phonics session



# Phonics Phase 2

## Letter progression (one set per week)

Set 1:	<b>s</b>	<b>a</b>	<b>t</b>	<b>p</b>
Set 2:	<b>i</b>	<b>n</b>	<b>m</b>	<b>d</b>
Set 3:	<b>g</b>	<b>o</b>	<b>c</b>	<b>k</b>
Set 4:	<b>ck</b>	<b>e</b>	<b>u</b>	<b>r</b>
Set 5:	<b>h</b>	<b>b</b>	<b>f, ff</b>	<b>l, ll</b> <b>ss</b>

Children also learn to sound and blend the 26 decodable high-frequency words so that they will be able to read them 'automatically' as soon as possible.

Photo courtesy of i@flickr.com - granted under creative commons licence - attribution



Presentation and  
handwriting

a b c d e f

h i j k l

m n o p q

r s t u v w

x y z





# English


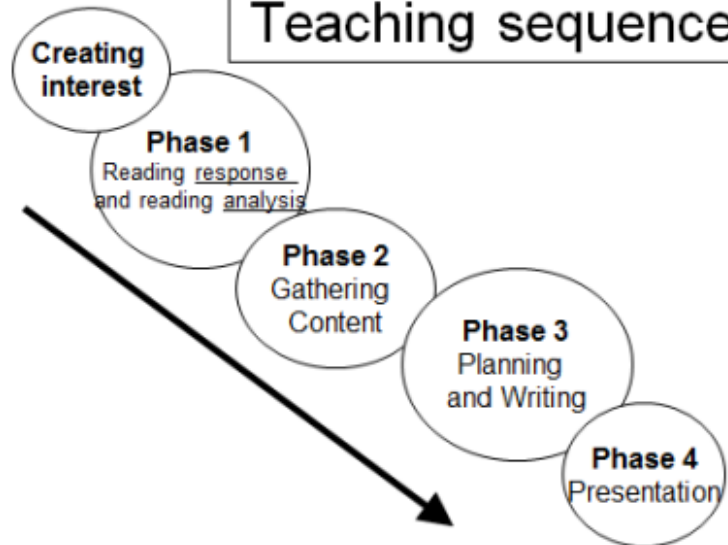


Photo courtesy of @flickr.com - granted under creative commons licence - attribution

## Teaching sequence



# Maths

## Learning Objectives

**YN** – To count to 10.

' **YR** – To count to 20, matching one to one and recognising number.

**Y1** - Represent numbers 10 to 19 using equipment such as Unifix, bundles of straws, coins by creating a group of ten and ones. Read and write numbers from 1 to 20 in numerals.

## Success Criteria

I can count from 0-10.

I can count and identify numbers to 20.

I can partition numbers to 20 into tens and ones.



Photo courtesy of @flickr.com - granted under creative commons licence - attribution

# Home School Learning

Homework set on a Friday, to be completed by Tuesday.  
Spellings (Ed Shed), Maths (Mathletics and TT Rock Stars)  
Other tasks and messages will be posted on Google Classrooms.

All logins for all learning platforms are in the front of Reading Record Book.



Mathletics  
A 3P Learning Product

Sign in Mathletics

Username/email: sandersons@stpauls.lancs.sch.uk

Password: .....

I agree to the [terms and conditions](#) to enter

Remember my username/e-mail for future logins on this device

Sign in



# Home School Learning Reading Books

Please read with your child every evening, sign their reading record and return their book to school each day so it can be changed.





# Independent Learners

i

We will be supporting your children to become independent learners.

This will involve selecting resources from the areas in the classroom, having a role eg book corner monitor, register monitor and taking ownership of keeping our classroom tidy.



Photo courtesy of @flickr.com - granted under creative commons licence - attribution

# Information

## **Breaktime**

Children can bring in a healthy snack for breaktimes. Fruit is available for all children each day.

Flapjack can be purchased from Mrs Taylor's office for 20p.

## **P.E.**

PE days are Wednesday and Thursday. Please ensure your child has a full PE kit that is clearly named each week.


Year 1 children will attend swimming lessons at Bleasdale School and will need to bring in their swimming kit every Wednesday.

## **Water Bottles**

All children should have a refillable water bottle in school every day.

## **Wellies**

We encourage children to have a pair of wellies in school to change into when the field is wet or for use in Forest School.



THE COLLEGE

Any  
questions?

